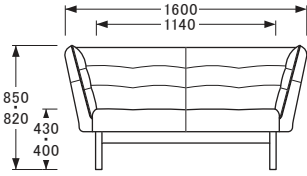


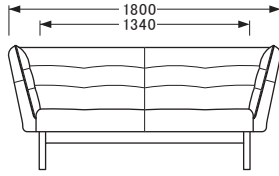
No.3000

リビングダイニングチェア

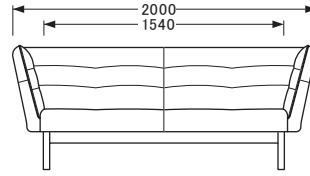
*ディナミカの場合『縫製図』が異なります。
赤線部分の縫製はありません。



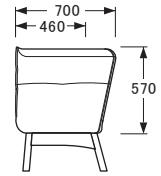
L-3000 [160SH40・43]
両肘



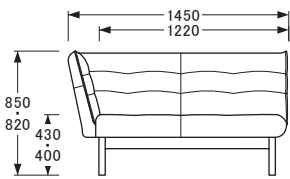
WL-3000 [180SH40・43]
両肘



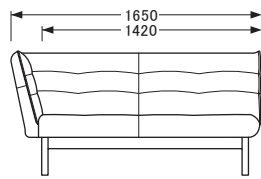
S-3000 [200SH40・43]
両肘



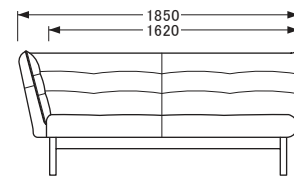
側面



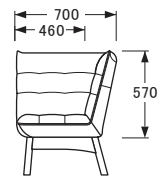
L-3000 [145SH40・43]
右肘



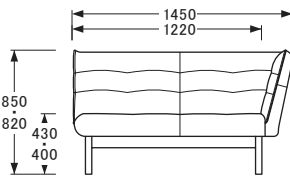
WL-3000 [165SH40・43]
右肘



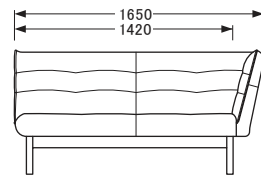
S-3000 [185SH40・43]
右肘



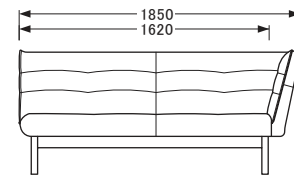
側面



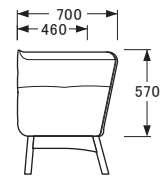
L-3000 [145SH40・43]
左肘



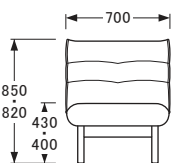
WL-3000 [165SH40・43]
左肘



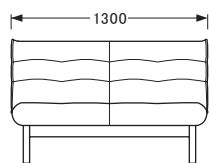
S-3000 [185SH40・43]
左肘



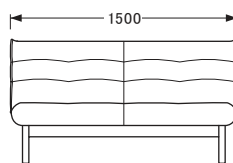
側面



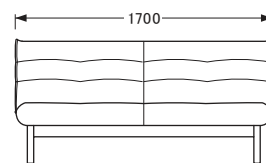
C-3000 [70SH40・43]
肘無



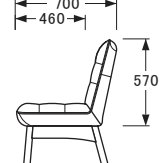
L-3000 [130SH40・43]
肘無



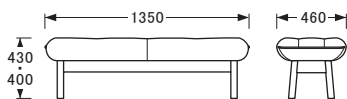
WL-3000 [150SH40・43]
肘無



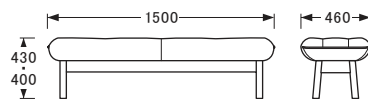
S-3000 [170SH40・43]
肘無



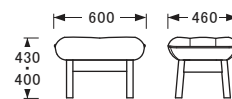
側面



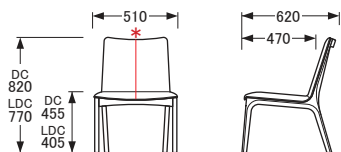
No.3000ベンチ [135SH40・43]



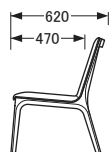
No.3000ベンチ [150SH40・43]



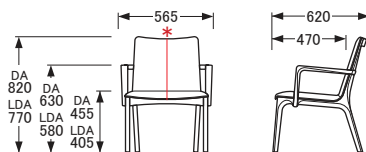
No.3000スツール



DC・LDC-3440



側面



DA・LDA-3440



側面

※LDTH-3000・7460のダイニングテーブルと組み合わせる場合、肘部が根太にあたり完全に収納できません。